

Report Period: Q1, 2016

medMATCH[®] Trending Report

Quarterly Report for
FAMILY PRACTICE USA
123 MAIN ST
MADISON, NY 07940



Client

FAMILY PRACTICE USA
123 MAIN ST
MADISON, NJ 07940

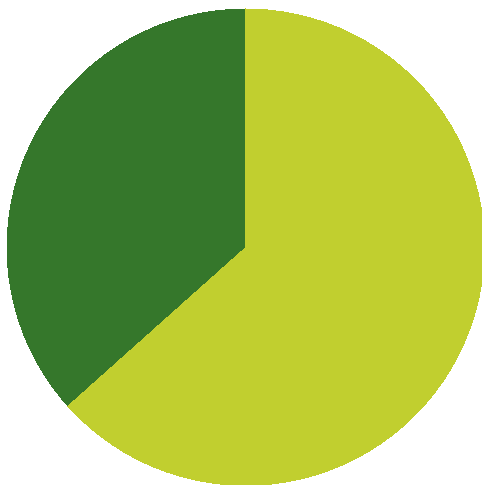
Account # 123456789
Number of Requisitions 612
Report Period Q1, 2016

Summary

- In this reporting period, **612** requisitions were sent to Quest Diagnostics for Prescription Drug Monitoring testing. Among them, **612** were ordered with medMATCH.
- Of the **612** medMATCH requisitions, **470** contained prescription information. **255** had more than one prescription.
- **172** (37%) patient samples tested consistent, and **298** (64%) patient samples tested inconsistent.
- The analysis in this report contains the profile results and results from the individually ordered tests.

Result for Q1, 2016 for Your Practice Were Categorized as Follows

Patients with Prescription(s)



Consistent (172) 37%

Inconsistent (298) 64%

Consistent Only prescribed drug(s)/drug metabolite(s) detected.

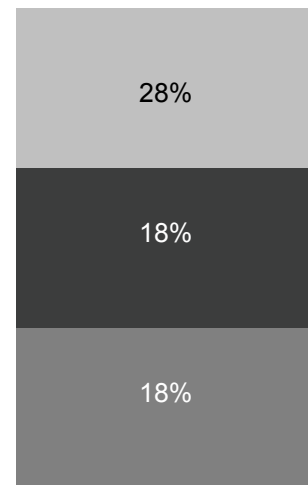
Inconsistent

No Drug(s) Found Prescribed drug(s)/drug metabolite(s) not detected.

Additional Drug(s) Found The prescribed drug(s)/drug metabolite(s) were detected and additional non-prescribed drug(s) were also detected.

Different Drug(s) Found Prescribed drug(s)/drug metabolite(s) were not detected and non-prescribed drug(s) were detected.

Distribution of Inconsistent Results



28%

18%

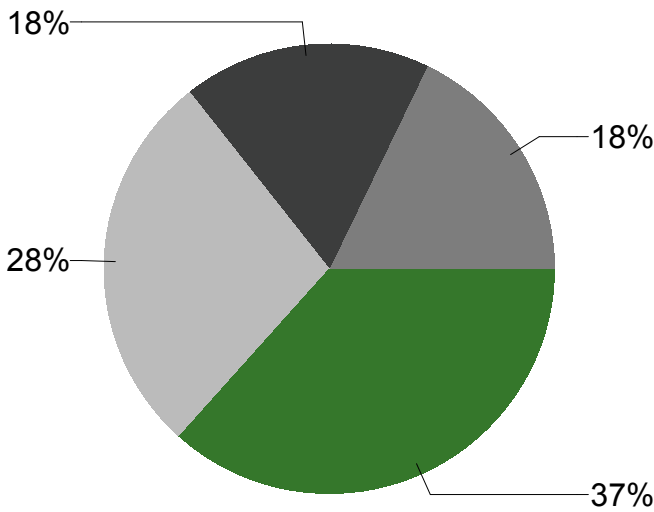
18%

FAMILY PRACTICE USA Account # 123456789

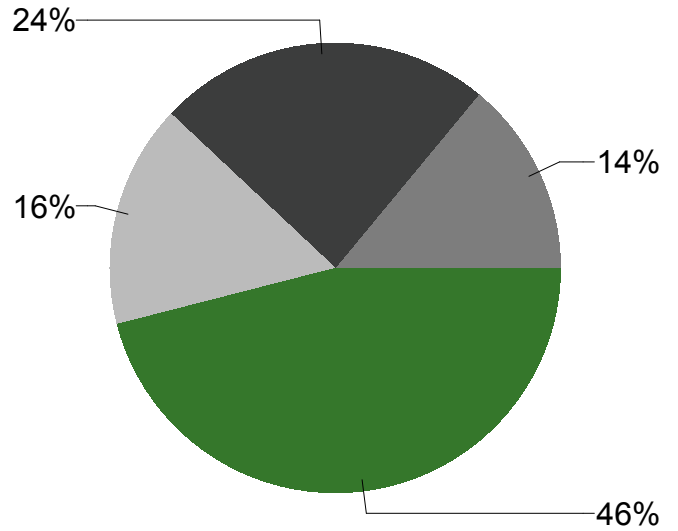
For the Same Time Period, Your Samples Compared with Our Larger Client Database as Follows

Q1, 2016

Your Practice



National Sample



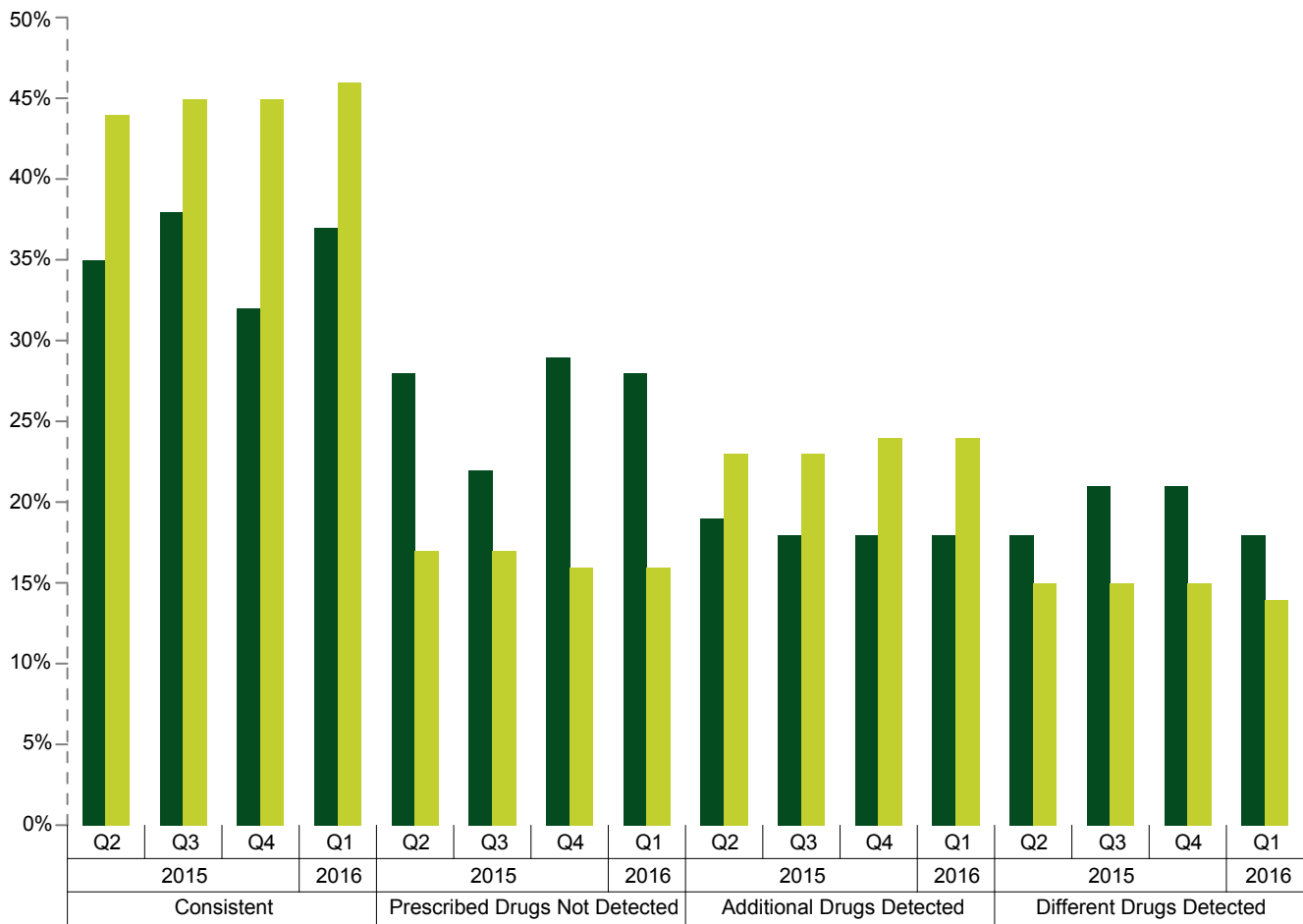
	Your Practice (%)	National Sample (%)
■ Consistent	37	46
■ No Drug(s) Found	28	16
■ Additional Drug(s) Found	18	24
■ Different Drug(s) Found	18	14

FAMILY PRACTICE USA Account # 123456789

Trending Data on medMATCH Rates

The charts below provide a trending of the medMATCH rates for your patients and those from Quest Diagnostics national database. The trend lines cover the most recent quarter of results, and also provide three prior quarters of medMATCH data where prescription medications were provided on the requisitions.

Your Practice (Q2,2015-Q1,2016)



■ FAMILY PRACTICE USA
■ National

FAMILY PRACTICE USA Account # 123456789

medMATCH TESTS

Mass Spectrometry Testing		Prescription Information Provided				No Prescription Information Provided # of samples = 142	
		Results Match Prescribed Drugs (Consistent) # of samples = 383		Results Do Not Match Prescribed Drugs (Inconsistent) # of samples = 180			
		Tests	Positives	Tests	Positives		
Alcohol Metabolites	Ethyl Glucuronide	0	0	0	0	0	0
	Ethyl Sulfate		0			0	
Amphetamines	Amphetamine	13	13	7	6	2	2
	Methamphetamine		0		1		0
Barbiturates	Amobarbital	6	0	4	0	1	0
	Butalbital		6		1		1
	Pentobarbital		0		0		0
	Phenobarbital		0		3		0
	Secobarbital		0		0		0
Benzodiazepines	Alphahydroxyalprazolam	85	31	55	12	7	3
	Alphahydroxymidazolam		0		3		0
	Alphahydroxytriazolam		0		0		0
	Aminoclonazepam		15		2		4
	Hydroxyethylflurazepam		0		0		0
	Lorazepam		8		9		1
	Nordiazepam ¹		28		15		7
	Oxazepam ²		30		28		7
	Temazepam ³		31		26		7
Buprenorphine	Buprenorphine	8	7	0	0	0	0
	Norbuprenorphine		8		0		0
Carisoprodol Metabolite	Meprobamate	1	1	0	0	0	0
Cocaine Metabolite	Benzoyllecgonine	0	0	5	5	5	5
Fentanyl	Fentanyl	10	10	7	4	2	2
	Norfentanyl		10		7		2
Gabapentin	Gabapentin	78	78	0	0	0	0
Heroin Metabolite	6-Acetylmorphine	0	0	0	0	0	0

1. Nordiazepam is a metabolite of chlordiazepoxide and diazepam.
 2. Oxazepam is a prescribed drug and also a metabolite of chlordiazepoxide, diazepam, nordiazepam and temazepam.
 3. Temazepam is a metabolite of diazepam as well as a prescribed drug.
 4. MDA is a metabolite of MDMA as well as an illicit drug.
 5. EDDP is a metabolite of methadone.

FAMILY PRACTICE USA Account # 123456789

medMATCH TESTS (continued)

Mass Spectrometry Testing		Prescription Information Provided				No Prescription Information Provided		
		Results Match Prescribed Drugs (Consistent)		Results Do Not Match Prescribed Drugs (Inconsistent)				
Drug Class	Drugs/Metabolites	Tests	Positives	Tests	Positives	Tests	Positives	
Marijuana Metabolite	Marijuana Metabolite	8	8	79	79	23	23	
MDMA	MDA ⁴	0	0	0	0	0	0	
	MDMA		0					
Meperidine	Meperidine	0	0	0	0	0	0	
	Normeperidine		0					
Methadone	EDDP ⁵	24	24	3	3	3	3	
	Methadone		24				2	
Methylphenidate	Ritalinic Acid	0	0	0	0	0	0	
Opiates	Codeine	251	3	30	7	8	1	
	Hydrocodone		201				11	6
	Hydromorphone		207				11	7
	Morphine		40				15	1
	Norhydrocodone		205				12	8
Oxycodone	Noroxycodone	46	45	5	4	1	0	
	Oxycodone		44				4	0
	Oxymorphone		45				4	1
Phencyclidine	Phencyclidine	0	0	0	0	0	0	
Pregabalin	Pregabalin	32	32	0	0	0	0	
Tapentadol	Nortapentadol	5	5	0	0	0	0	
	Tapentadol		3				0	
Tramadol	Tramadol	0	0	17	17	3	3	
Tricyclic Antidepressants	Amitriptyline	0	0	0	0	0	0	
	Nortriptyline		0				0	

1. Nordiazepam is a metabolite of chlordiazepoxide and diazepam.
2. Oxazepam is a prescribed drug and also a metabolite of chlordiazepoxide, diazepam, nordiazepam and temazepam.
3. Temazepam is a metabolite of diazepam as well as a prescribed drug.
4. MDA is a metabolite of MDMA as well as an illicit drug.
5. EDDP is a metabolite of methadone.