

DLO Blood Collection Chart



DIAGNOSTIC
LABORATORY
OF OKLAHOMA

This chart lists the test code, test name and collection container of the commonly-ordered tests found on the standard DLO lab requisition form. Please note that some tests have special instructions. If you are collecting for a test not mentioned on this chart, please refer to the Virtual Test Guide and/or the Directory of Services, both of which are located on dloblab.com.

TEST CODE	TEST NAME	CONTAINER	TEST CODE	TEST NAME	CONTAINER
Organ / Disease Panels					
34392	Electrolyte Panel (Na, K, Cl, CO2)	Red / Gray	482	GGT	Red / Gray
10256	Hepatic Function Panel (Alb, TBili, DBili, AP, AST, ALT, TP)	Red / Gray	8477	Glucose, GEST, Scr	Gray
10165	Basic Metabolic Panel w/ eGFR (Na, K, Ca, Cl, CO2, Glu, BUN, Cr)	Red / Gray	484	Glucose Plasma	Gray
10231	Comp Metabolic Panel w/ eGFR (Na, K, Ca, Cl, CO2, Glu, BUN, Cr, Ca, TP, Alb Tbili, AP, AST, ALT)	Red / Gray	483	Glucose, Serum (Glu)	Red / Gray
7600	Lipid Panel (Fasting Specimen) (TChol, Trig, HDL, Calc, LDL)	Red / Gray	8435	HCG, Serum, Qual	Red / Gray
14852	Lipid Panel w/ reflex LDL (TChol, Trig, HDL, Calc, LDL or LDL when Trig>400)	Red / Gray	8396	HCG, Serum, Quant	Red / Gray
20210	Obstetric Panel w/ reflex (ABO/Rh, Antibody Scr RBC w/ reflex, CBC, RPR (DX) w/ reflex confirm, HbsAg w/ reflex Confirm, Rubella IgG Ab)	Red / Gray & 2 Lavender	608	HDL	Red / Gray
10306	Hepatitis Panel, Acute W/Reflex (HBsAg w/ reflex confirm, HC Ab, HA Ab IgM, HbC Ab IgM)	Red / Gray	496	Hemoglobin A1c	Lavender
Hematology					
510	Hemoglobin	Lavender	512	Hep A Ab, IgM	Red / Gray
509	Hematocrit	Lavender	4848	Hep B Core Ab, IgM	Red / Gray
1759	CBC (H/H, RBC, Indices, Wbc, Plt)	Lavender	499	Hep B Surface Ab Qual	Red / Gray
6399	CBC W/Diff (H/H, Rbc, Indices, WBC, PLT, DIFF)	Lavender	498	Hep B Surface Ag W/Reflex Confirm	Red / Gray
8847	PT with INR	Light Blue	8472	Hep C Virus Antibody w/ Reflex RNA, PCR	Red / Gray
763	PTT, Activated	Light Blue	91431	HIV 1/2 Ag/Ab 4 th Gen	Red / Gray
Other Tests					
7788	ABO Group & Rh Type	Lavender	7573	Iron (Tot), IBC % Sat	Red / Gray
223	Albumin (Alb)	Red / Gray	571	Iron, Total	Red / Gray
234	Alkaline Phosphatase (AP)	Red / Gray	593	LDH	Red / Gray
823	ALT (SGPT)	Red / Gray	599	Lead (B)	Tan
243	Amylase	Red / Gray	615	LH	Red / Gray
38318	ANA w/ reflex Titer	Red / Gray	613	Lithium	Red
795	Antibody Scr, Rbc W/Reflex Id	Lavender	622	Magnesium	Red / Gray
822	AST (SGOT)	Red / Gray	713	Phenytoin	Red
285	Bilirubin, Direct (DBili)	Red / Gray	718	Phosphorus	Red / Gray
287	Bilirubin, Total (TBili)	Red / Gray	733	Potassium (K+)	Red / Gray
4420	C-Reactive Protein	Red / Gray	745	Progesterone	Red / Gray
29256	CA 125	Red / Gray	746	Prolactin	Red / Gray
303	Calcium (Ca)	Red / Gray	754	Protein, Total (TP)	Red / Gray
310	Carbon Dioxide (CO2)	Red / Gray	5363	PSA, Total	Red / Gray
10124	Cardio CRP	Red / Gray	4418	Rheumatoid Factor	Red / Gray
978*	CEA	Red / Gray	799	RPR (Monitoring) w/ reflex Titer	Red / Gray
330	Chloride (Cl)	Red / Gray	36126	RPR (Dx) w/ reflex Confirm FTA	Red / Gray
334	Cholesterol, Total (TChol)	Red / Gray	802	Rubella IGG AB	Red / Gray
375	Creatinine (Cr) w/ eGFR	Red / Gray	809	Sed Rate By Mod West	Lavender
418	Digoxin	Red	836	Sodium (Na)	Red / Gray
8293	Direct LDL	Red / Gray	873	Testosterone Total Male (Adult) Immunoassay	Red
457	Ferritin	Red / Gray	15983	Testosterone Total Women / Pediatrics	Red
466	Folic Acid	Red / Gray	896	Triglycerides (Trig)	Red / Gray
470	FSH	Red / Gray	899	TSH	Red / Gray
			36127	TSH w/ reflex T-4, Free	Red / Gray
			859	T-3, Total	Red / Gray
			861	T-3 Uptake	Red / Gray
			867	T-4 (Thyroxine), Total	Red / Gray
			866	T-4 (Thyroxine), Free	Red / Gray
			294	Urea Nitrogen (Bun)	Red / Gray
			905	Uric Acid	Red / Gray
			916	Valproic Acid	Red
			7065**	Vitamin B12 / Folic Acid	Red / Gray
			927**	Vitamin B12	Red / Gray
			17306*	Vitamin D, 25-OH, Total, Immunoassay	Red or Red / Gray

Information is subject to change without notice.

For more details, please visit dloblab.com/vtg or call 800.891.2917, option 2.



Proper Phlebotomy Techniques

This chart shows the various tube tops used during the collection of DLO lab specimens, including the additive, number of inversions and order of draw.

Order of Draw and Number of Inversions are for specimens drawn in plastic tubes only.

COLLECT IN THIS ORDER

Stopper



Blood Cultures



Light Blue



Red / Gray



Red



Green or Tan



Lavender or Tan



Royal Blue



Gray

Tubes with other additives



Pink

Last tube drawn

Additive

Inversions

8-10

Citrate

3-4

Tube must be filled completely. Note: When using a winged blood collection set for venipuncture and a coagulation (citrate) tube is the first specimen to be drawn, a discard tube should be drawn first. The discard tube must be used to fill the blood collection set tubing's "dead space" with blood, but the discard tube does not need to be completely filled. This important step will ensure maintenance of the proper blood-to-additive ratio of the blood specimen.

Gel, serum

5



Do not use gel tubes for toxicology or drug testing

No gel, Serum

5



Please visit DLO's Virtual Test Guide for instructions on proper collection and specimen processing procedure for Microtainers™.

Heparin

8

EDTA

8



EDTA

8

Sodium Fluoride
(Glucose)

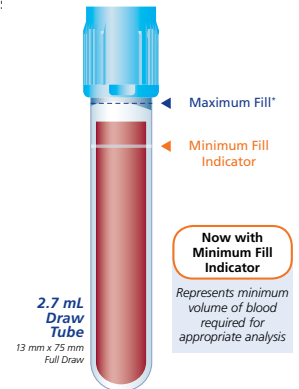
8

Citrate SCD

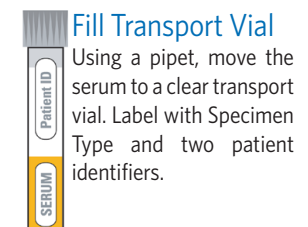
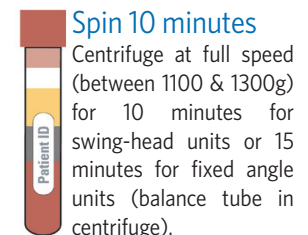
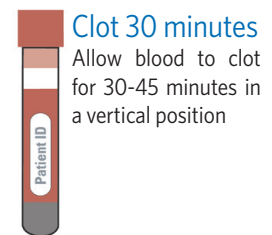
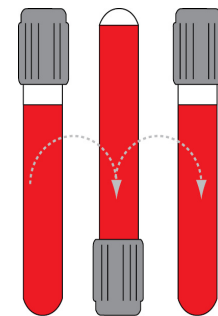
BD Vacutainer® Plus Plastic Citrate Tube Draw Volume Guide

Sufficient volume achieved if blood drawn falls above minimum fill indicator. For blood transfer, do not fill above illustrated dashed maximum line.

Note: The quantity of blood drawn into evacuated tubes varies with altitude, ambient temperature, barometric pressure, tube age, venou:



* According to CLSI guideline, Dec. 2003, Doc. H1-A5, Vol. 23, No. 33.



Please properly fill and separate all specimens.

The information on this chart is valid as of May 5, 2021 and is subject to change without notice.

©2021 Diagnostic Laboratory of Oklahoma, L.L.C. All rights reserved.